

THE CAVALRY CHRONICLE

THE ATTACK TROOP NEWSLETTER

MAJ WILLIAM C. FOX Commander
CPT GREGORY D. BRADLEY Executive Officer
1SG GEORGE E. MCKAY First Sergeant
SGT DALE K. TAYLOR Editor/Art

DRILL DATES FOR THIS MONTH:

24 September 82 at 1900
25 September 82 at 0800
26 September 82 at 0800

FROM THE COMMANDER

After the intensity and hard work performed at AT-82, I am sure you have enjoyed the long break between drills. YOU HAVE EARNED IT. As you already know, every single goal we had for Annual Training was equaled or surpassed. This occurred because each unit section performed its assigned duties professionally and each section member performed his duty with dedication, enthusiasm, and pride. Did we still have our problems? Yes, but the unit's teamwork pulled us through our rougher periods.

As most of you know, I have fairly high standards and don't hand out praise unless it is well deserved. Throughout this past year I have commented on the outstanding performances of individuals or unit sections as they were merited. The one thing that I had not claimed in print all year was that the troop was an outstanding unit. As I've said, it really doesn't count when you pat yourself on the back, only when others are doing it for you. Based on our accomplishments this year, we are receiving a great deal of recognition and pats on the back. As a result of each individual's efforts this past year, let me say, "THE GUNFIGHTERS ARE AN OUTSTANDING UNIT".

It was a great training year but each of us know areas in the troop which could be improved upon. We will try to do so this next year.

MAJ WILLIAM C. FOX Gunfighter 6

ATTACK HELICOPTER TROOP

THE GUNFIGHTERS

107TH ARMORED CAVALRY REGIMENT

THE FIRST SHIRT SPEAKS

Once again we are ending another Fiscal Year. As with the past years, this one comes with new tasks and missions. I realize most service members of this unit will say, "Just another brick on the wall that we have to climb". The climb should not be an unfamiliar one and consequently, FY 83 should not be a stranger nor present any problems. However, last Fiscal Year did uncover shortcomings and they are as follows:

1) NCO Development Program (NCOBP)

The implementation of NCOBP is my responsibility. I accept this responsibility to the fullest. Let me start at this time to give you some of the highlights of NCOBP.

The NCOBP is designed to enhance the knowledge and leadership capabilities of the NCO's and potential NCO's, normally from the rank of E-4 to E-8. This unit will utilize at least one (1) hour of 16 hour drill periods for NCOBP. Time and dates will be found in the Training Schedule. It is mandatory that Enlisted Members above the rank of E-3 attend. Instruction will come from this unit. The NCOBP is set up and implemented by the First Sergeant, however, it is a unit function and constructive criticism will be appreciated.

2) Individual Training

Individual training is the responsibility of Platoon Sergeants and enlisted Section Leaders. In the past, the individual training records have been kept in the SGT Job Books or in the individual's training file by SGT Jeff Clem in the Training Room. In addition to this, I will also keep a record of all individual training and monitor most classes as presented.

3) Attendance Rosters for 1379

Starting FY 83, all Platoon Sergeants and Section Leaders will have in his possession a black notebook with which he will take his attendance at the beginning of each formation. These black notebooks will be put together by the First Sergeant. Platoon Sergeants and enlisted Section Leaders will pick these notebooks up from SGT Jack Taylor in the Orderly Room prior to formation and will turn these notebooks back in to SGT Jack Taylor after formation.

During the past years, the Attendance Roster has had only a few problems. However, the information on your Attendance Rosters are transcribed onto an official document, DA Form 1379. Error entries on your Attendance Rosters cannot be changed once annotated on the 1379 without extensive paperwork. Make sure your Attendance Rosters are correct and accurate as you may be keeping someone from pay he/she is entitled to.


4) Other Attendance Problems

- a) All ET's and Sub Assemblies will be authorized by the First Sergeant or CO only.
- b) If you are more than an hour late for drill, your excuse will be presented to the First Sergeant, CO, or both. At this time it will be determined if your situation warrants something less than an AWOL. We are not trying to harrass you or destroy our retention program. We are assigned the task to train you and we cannot do that if you are not here.

The preceding are just a few of the problems that were uncovered on the Command Readiness Inspection. I feel that we should commence to correct these as soon as possible. Some of you will probably wonder why we never had these problems on the old IG Inspection. Maybe we didn't, but let me relay an old biblical situation.

If you check the Old Testament against the New Testament, you find that the Bible has a tendency to contradict itself. When Christ was asked about this he stated, "I have come not to change the old law but to fulfill it". I feel that the CRI is not here to change the old IG but to fulfill it. This is done to make the Guard what it was designed to be: a strong, well organized, flexible fighting organization.

GEORGE E. MCKAY
Gunfighter 6A



The following personnel need to see SFC Billy Rummel to review their Officer Records sometime during this drill:

ALLEN	FOX	KOHL	SCOBY
BRADLEY	JUMP	REYNARD	

The following personnel need to see SGT Jack Taylor to review their Enlisted Records sometime during this drill:

ATCHISON	DORSEY	HARDESTY	HARWELL	KAUSER
CALVARY	FLEMING	HARDING	HAYGOOD	KRUSE

The following personnel need to see SGT Dale Taylor to review their Enlisted Records sometime during this drill:

MCKAY	NEAL, J	RIEDLINGER	SKYBO	WRIGHT
MEADE	PAYNE	SIMMONS	THOMPSON	

OFFICERS WANTING PROMOTED TAKE NOTICE**Your DA Photo Is Important!**

The photograph in your official military personnel file is extremely important! The first item that shows up on the microfiche reader screen during the selection board deliberation is the full-length photo. If you look bad in your photo, you are off to a poor start. If you are overweight or fat, the photo will show it. It might put a negative image on the rest of your file. Your photograph represents you before the board.

The board members carefully screen each file. This goes for the photo as well. Some items you should consider when submitting a photo are:

- Does the uniform fit properly?
- Are all authorized ribbons, awards and decorations properly displayed?

- Is the name tag straight?
- Try to have the photo taken in the morning. This is especially important if you have a heavy beard. You don't need a 5 o'clock shadow when you go before the board. If you do have a beard, the board might not necessarily assume it's because of a temporary medical profile. That information isn't in the documents going before the board. That's why many profiled soldiers shave for their official photo.

- Don't wear your uniform to the shooting session. Take it with you on a hanger. This way, you'll appear before the board in a crisply pressed, fresh uniform.

- Winter greens are best for the photo. They hold a crease and hang well.

- Make sure you have appropriate paperwork in your file to support every award and decoration on your uniform. Temporary awards and decorations like shoulder loops and green tabs may not be worn. All ribbons, brass and name tag should look like new. Wear your primary branch brass.

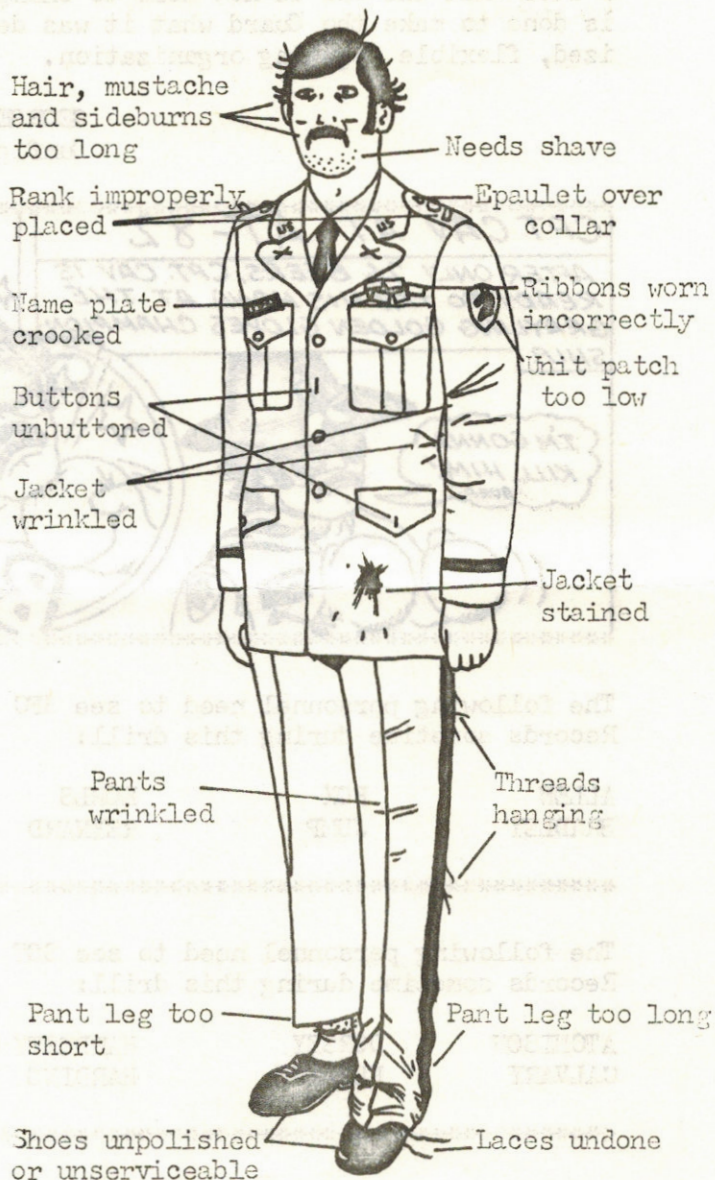
- Do not wear bloused jump boots.

- Have a regulation haircut. Make sure that your hair is neatly trimmed and combed. Trim your mustache, too. Women should not have hair that extends below the bottom of the collar.

As you prepare for your photo, try to place yourself on that Department of the Army panel. Remember, you are not going to be able to personally go before that board. The only way they can see how you look is by using your photo. Officers are required by AR 640-30 to have photographs taken:

- Upon promotion to 1LT or CW2
- Every fourth year—LTC—CW2*
- Every third year—COL and General Officers*

*Periodic photos are taken during officer's birth month. (Information taken from *Soldiers* magazine, March 1982)

HOW NOT TO LOOK!!

The preceding article was reproduced from US Army Aviation Digest, July 1982

FROM THE SERVICE PLATOON

Summer Camp 82 is now a thing of the past. The last couple months have been long and arduous but well worth while. The extra training, planning, coordination, and effort on everyone's part did not go unnoticed. I am proud of each and everyone who participated in this year's Annual Training. We had three tremendous goals to complete: The COMET Inspection, the unit ARTEP, and the overall AT Evaluation. Each was completed in an excellent and professional manner. As Gunfighters, we can be super proud of what we have made this unit, one of the finest in the state.

WILLIAM L. RICHARDS
Service Platoon Sergeant

FROM THE SCOUTS

I would like to welcome our new Platoon Leader, CPT Daniel Rodebaugh and say that we are behind you 100 percent. We are also happy to hear that 1LT Mark Reynard will still be with us.

Dave Ackison will be the temporary Platoon Sergeant this drill weekend as I will be attending NCO school. However, I will be around Friday night for awhile.

Congratulations goes out to PFC Mark Wing. He will start this drill as a Scout Observer.

Thanks again for your dedicated output at Summer Camp.

WILLIAM (HAP) ARNOLD
Scout Section Sergeant

JOKE OF THE MONTH

Did you hear about the Hillbilly who:
Thought asphalt was rectum trouble?
Picked his nose apart to see what made it run?
Thought a mushroom was a place to neck?
Stayed up all night studying for his urine test?
Sat home crying because her husband was out shooting craps and she didn't know how to cook them?

FROM THE SUPPLY SHACK

We have finally recieved the word to order the new Battle Dress Uniform. The BDU is highly subject to shrinkage and when utilizing the following size listings, shrinkage should be taken under condideration.

Section Sergeants should obtain the size information from their respective sections and submit the list to SGT Doug Righter at Supply this drill weekend. The lists should include: Individual's name, SSAN, rank, coat size, trouser size, and cap size.

EXAMPLE: TAILROTOR, Ted T., SGT
123-45-6789
Coat: Medium, Regular
Trousers: Small, Long
Cap: $7\frac{1}{4}$

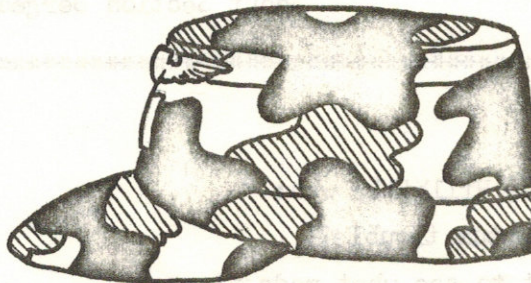
SIZE PREDICTION TABLE FOR BATTLEDRESS CAP

HEAD MEASUREMENTS
(Inches)

CAP SIZES

20 $\frac{1}{2}$	6 $\frac{1}{2}$
21 $\frac{1}{4}$	6 $\frac{3}{4}$
22	7
22 $\frac{3}{4}$	7 $\frac{1}{4}$
23 $\frac{1}{2}$	7 $\frac{1}{2}$
24 $\frac{1}{2}$	7 $\frac{3}{4}$

A plus or minus tolerance of $\frac{1}{4}$ inch is allowed for each head measurement.



Coat and Trouser Sizes will be found on following pages.

SIZE PREDICTION TABLE FOR BATTLEDRESS UNIFORMCOAT, TEMPERATE, CAMOUFLAGE, BATTLEDRESS

<u>CHEST</u> (Inches)	<u>HEIGHT</u> (Inches)	<u>COAT SIZE</u> (Inches)
up to 33	59 to 63	X-Small, X-Short
up to 33	63 to 67	X-Small, Short
33 to 37	up to 59	Small, XX-Short
33 to 37	59 to 63	Small, X-Short
33 to 37	63 to 67	Small, Short
33 to 37	67 to 71	Small, Regular
33 to 37	above 71	Small, Long
37 to 41	up to 59	Medium, XX-Short
37 to 41	59 to 63	Medium, X-Short
37 to 41	63 to 67	Medium, Short
37 to 41	67 to 71	Medium, Regular
37 to 41	above 71	Medium, Long
41 to 45	59 to 63	Large, X-Short
41 to 45	63 to 67	Large, Short
41 to 45	67 to 71	Large, Regular
41 to 45	above 71	Large, Long
above 45	67 to 71	X-Large, Regular
above 45	above 71	X-Large, Long

SIZE PREDICTION TABLE FOR BATTLEDRESS UNIFORMTROUSERS, TEMPERATE, BATTLEDRESS

<u>WAIST</u> (Inches)	<u>INSEAM</u> (Inches)	<u>TROUSER SIZE</u>
27	up to 26½	X-Small, X-Short
27	26½ to 29½	X-Small, Short
up to 27	29½ to 32½	X-Small, Regular
27 to 31	26½	Small, X-Short
27 to 31	26½ to 29½	Small, Short
27 to 31	29½ to 32½	Small, Regular
27 to 31	over 32½	Small, Long
31 to 35	26½	Medium, X-Short
31 to 35	26½ to 29½	Medium, Short
31 to 35	29½ to 32½	Medium, Regular
31 to 35	over 32½	Medium, Long
35 to 39	26½ to 29½	Large, Short
35 to 39	29½ to 32½	Large, Regular
35 to 39	over 32½	Large, Long
over 39	26½ to 29½	X-Large, Short
over 39	29½ to 32½	X-Large, Regular

Medal of Honor	Distinguished Service Cross	Distinguished Service Medal
----------------	-----------------------------	-----------------------------

Silver Star	Legion on Merit	Distinguished Flying Cross	Soldiers Medal
Bronze Star Medal	Meritorious Service Medal	Air Medal	Joint Services Commendation Medal
Army Commendation Medal	Army Achievement Medal	Purple Heart	Good Conduct Medal
American Campaign Medal	WW II Campaign Medals	WW II Victory Medal	Army Occup. Medal
Medal Humane Action	National Defense Medal	Korean Service Medal	Antartica Service Medal
Armed Forces Expeditionary Medal	Vietnam Service Medal	Humanitarian Service Medal	Armed Forces Reserve Medal
Army Reserve Component Achiev	NCO Academy Ribbon	Army Service Ribbon	Overseas Service Ribbon
Philippine Service Medal	Foreign Decorations	United Nations Service Medal	RVN Campaign Medal
Ohio Cross	Ohio Distinguished Service	Ohio Commendation Medal	Ohio Faithful Service Ribbon
Ohio Special Service Ribbon	Award of Merit	Ohio National Guard Basic Training Ribbon	Recruiter Achievement Ribbon

**** FOR FURTHER INFORMATION - CONSULT AR 672-5-1

Each row of ribbons will be worn 1/3 inch from the top of the left breast

pocket.

Combat badges will be worn above row of ribbons with special badges on pocket flap. If indiv has no combat badges then special skill badges will be worn above ribbons.

US decorations will be worn in orders of precedence from the wearers right to left. The highest decoration will take precedence.

Occupation Ribbons will be worn in order awarded. Black portion to wearers right.

When wearing the Armed Forces Expeditionary Medal, Blue will be the wearers right.

Ribbons may be worn in block or pyramin style.

Ribbons may be worn with one to four per row. Spacing between rows will be 1/8 inch or butted.

